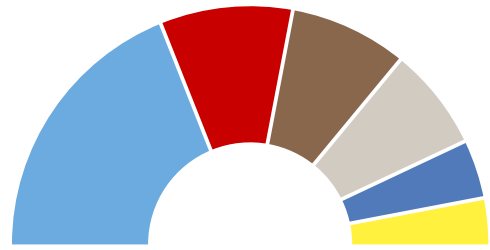
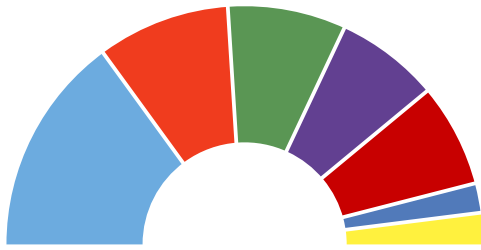



Nafarroa







Zenbatua: 100%

	2015		2011	
Boto emaileak, guztira	342.173	68,26%	67,43%	
Abstentzioa	159.094	31,74%	32,57%	
Boto baliogabeak	4.280	1,25%	1,23%	
Boto zuriak	6.610	1,96%	2,52%	

Hautatu beharreko Parlamentariak: 50



2015			
Hautagai zerrendak	Botoak	Parl.	
 UPN	92.705	27,44%	15
 Geroa Bai	53.497	15,83%	9
 EH Bildu	48.166	14,25%	8
 Podemos	46.207	13,67%	7
 PSN	45.164	13,37%	7
 PP	13.289	3,93%	2
 I-E	12.482	3,69%	2
Ciudadanos	9.993	2,96%	
PACMA	2.304	0,68%	
Equo	2.170	0,64%	
UPyD	1.740	0,51%	
RCN-NOK	1.733	0,51%	
LN	955	0,28%	
SAI n	880	0,26%	

2011			
Parl.	Botoak	Hautagai zerrendak	
19	111.474	34,48%	UPN 
9	51.238	15,85%	PSN 
4	23.551	7,29%	PP 
3	18.457	5,71%	I-E 
	2.212	0,68%	UPyD
	3.166	0,98%	RCN-NOK
	1.054	0,33%	SAI n
8	49.827	15,41%	NA-BAI 2011 
7	42.916	13,28%	BILDU 
	4.654	1,44%	CDN
	4.235	1,31%	ECOLO
	1.332	0,41%	I XN
	977	0,30%	DNE